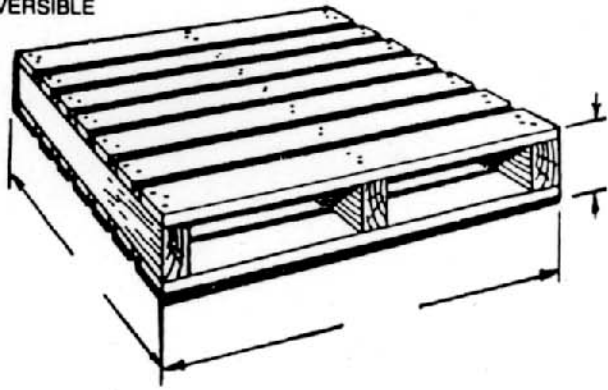


Note:  
The First Dimension of the Pallet Size always refers to the Length of the Stringer.

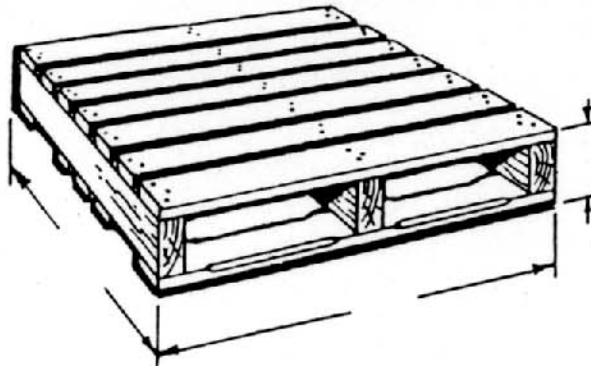
## PALLET DATA

Fill in Length, Width and Overall Height on the proper Pallet illustration shown below. If you cannot completely describe Pallet on this form, furnish complete sketch with all information and dimensions. If Palletizer/Depalletizer is to load or unload more than one size and type of pallet indicate and give complete information.

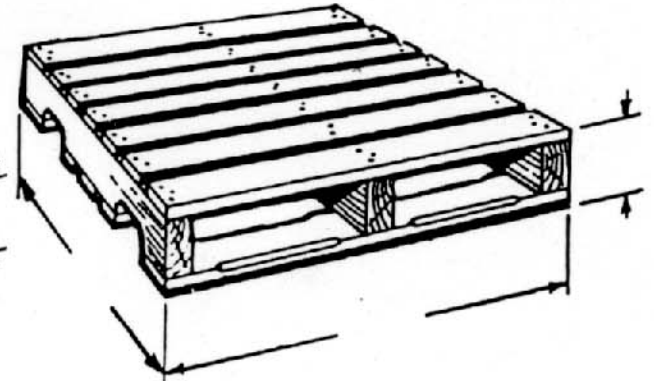
DOUBLE-FACE  
REVERSIBLE



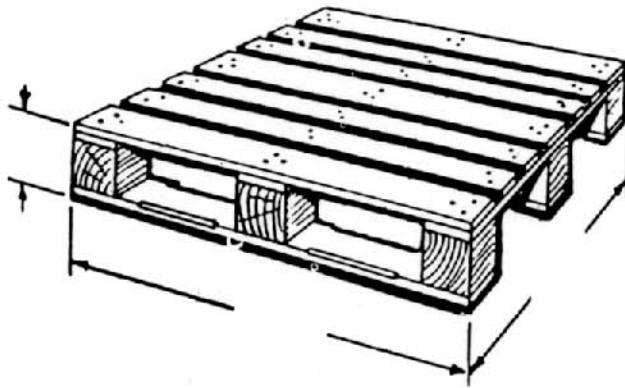
DOUBLE-FACE NON-REVERSIBLE



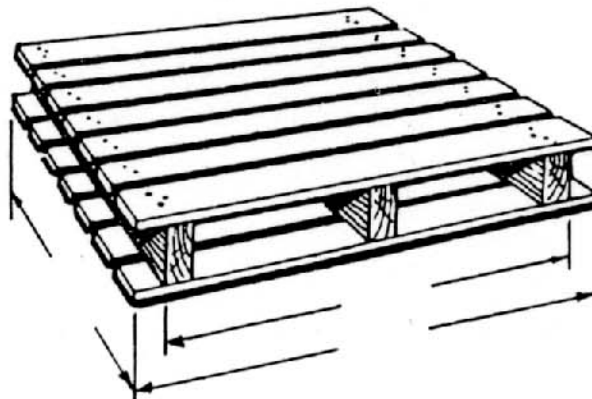
4-WAY  
NOTCHED STRINGER



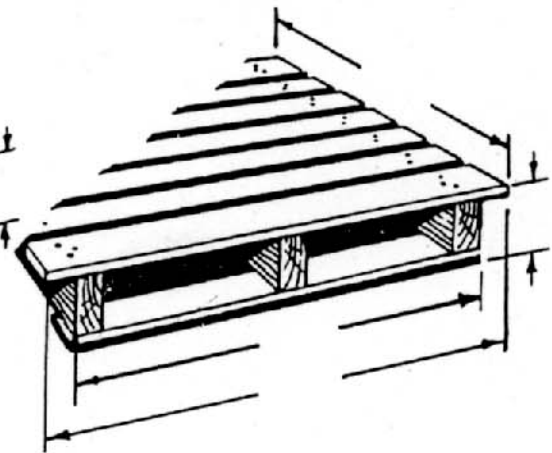
4-WAY BLOCK



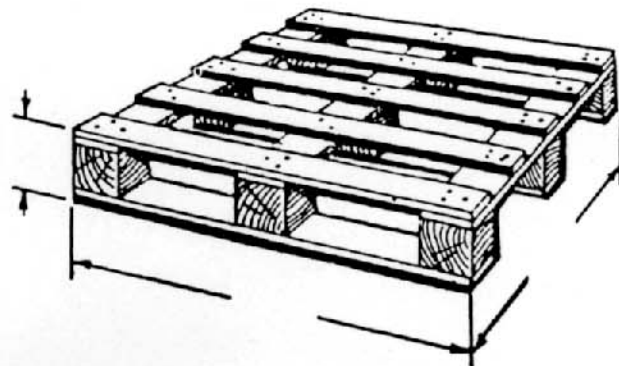
DOUBLE-WING REVERSIBLE




SINGLE-WING NON-REVERSIBLE



EXPENDABLE BLOCK TYPE



EXPANDABLE SINGLE FACE



MEASURE SEVERAL PALLETS  
ACCURATELY.  
FILL IN MEASUREMENTS.

PALLET	MAX.	MIN.	AV.
Length			
Width			
O.A. Height			
Opening Height			