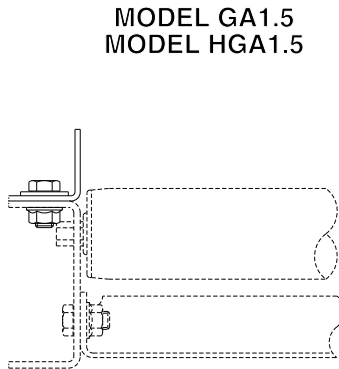
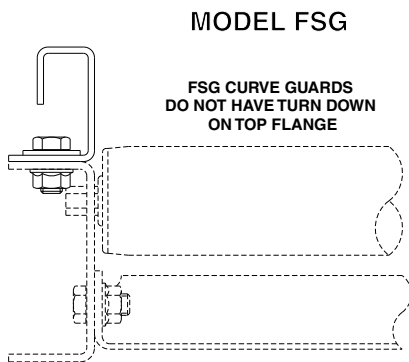


MODEL GC



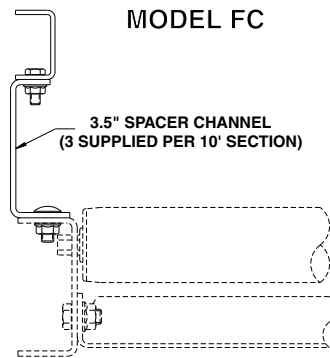
MODEL GA1.5  
MODEL HGA1.5

**ALWAYS SPECIFY CONVEYOR MODEL NUMBER AND FLANGE WIDTH GUARD RAILS WILL MOUNT ON**



MODEL FSG

FSG CURVE GUARDS  
DO NOT HAVE TURN DOWN  
ON TOP FLANGE



MODEL FC

3.5" SPACER CHANNEL  
(3 SUPPLIED PER 10' SECTION)

### SPECIFICATIONS

**CONSTRUCTION:** All medium duty rails are 12 ga. HRS steel; heavy duty rails are 7 ga. HRS steel; all are powder painted EXCEPT guard rails for light duty conveyors normally supplied with galv. or alum. frames which are galv.; with mounting holes.

**GUARD RAILS:** Available in several styles; model GC, adjustable channel guards; model FC, fixed channel guards; model GA1.5, angle guards (1.5" high); model HGA1.5, heavy duty angle guards (1.5" high); model FSG, formed steel guards (7 heights from 2" to 24" high). Specify both sides or outside only when ordering AND conveyor model number to ensure receipt of proper guard rails & mounting hardware which is supplied as required.

GUARD RAIL MODEL NO.	WT./FT. (LBS.) BOTH SIDES
GC	3.9
FC	3.5
GA1.5	2.3
FSG-2	4.2
FSG-4	5.7
FSG-6	7.2
HGA1.5	4.0

### MODEL GC GUARD RAILS MODEL NO.

**GC-90-15**

GC-(degree or length)-(between frames)

### GA1.5 GUARD RAILS MODEL NO. (STRAIGHT)

**GA-1.5-C-60**

(model\*)-(guard height)-(bottom flange code\*\*)-(length)

\*Specify GA or HGA for heavy duty guard rails.

\*\*Specify A (.75"), B (1") or C (1.5").

### GA1.5 GUARD RAILS MODEL NO. (CURVE)

**GGA1.51.59032.513**

(GGA1.5 or PGA1.5\*) (bottom flange\*\*) (degree#)  
(radius##) (assembly code@)

\*Specify GGA1.5 for galv.-to be used only on models supplied w/ galv. or alum. frames; PGA1.5 for painted.

\*\*Specify .75", 1" or 1.5".

#Specify 30°, 45°, 60° or 90°.

##Specify applicable inside radius or outside radius.

@Specify N for inside guard only, U for outside guard only or between frames width for guards on both sides.

### FSG GUARD RAILS MODEL NO. (STRAIGHT)

**FSG-4-C-36**

FSG-(guard height\*)-(bottom flange code\*\*)-(length)

\*Specify 2, 4 or 6.

\*\*Specify A (.75") or C (1.5").

### FSG GUARD RAILS MODEL NO. (CURVE)

**GFGS2-1.59032.5U**

(model\*) (guard height\*\*)-(bottom flange#) (degree##)  
(radius@) (assembly code@@)

\*Specify GFGS for galv.-to be used only on models supplied w/ galv. or alum. frames; or PFGS for painted.

\*\*Specify 2, 4 or 6.

#Specify .75", 1" or 1.5".

##Specify 30°, 45°, 60° or 90°.

@Specify applicable inside radius or outside radius.

@@Specify N for inside guard only, U for outside guard only or between frames width for guards on both sides.

### MODEL FC GUARD RAILS MODEL NO.

**FC-60-39**

FC-(degree or length)-(between frames)



■ 24 hour shipment